


XST (>7.5 kW) Bomba centrífuga estandarizada de hierro fundido (> 7,5 kW)



Application

- Transferencia de agua limpia u otros líquidos química y físicamente comparables al agua
- Abastecimiento de agua e irrigación
- Circulación de agua en sistemas de aire acondicionado

Pompe

- Bomba centrífuga de una etapa
- Velocidad de flujo hasta 220 m³ / h
- HMT hasta 95 m
- Temperatura del líquido entre -10 ° C y 85 ° C
- Presión máxima de funcionamiento de 12 bares
- Turbina en acero inoxidable AISI304 (XST40-250, XST50-200, XST50-250) o HT200 Sello
- mecánico según DIN 24960
- Bombas centrífugas estandarizadas según EN 733

Moteur

- Clase de aislamiento: F
- Clase de protección: IP54
- Rendimiento de acuerdo con IEC 2-3 (IEC 34.1)
- Temperatura ambiente máxima: + 40 ° C

Códigos de identificación

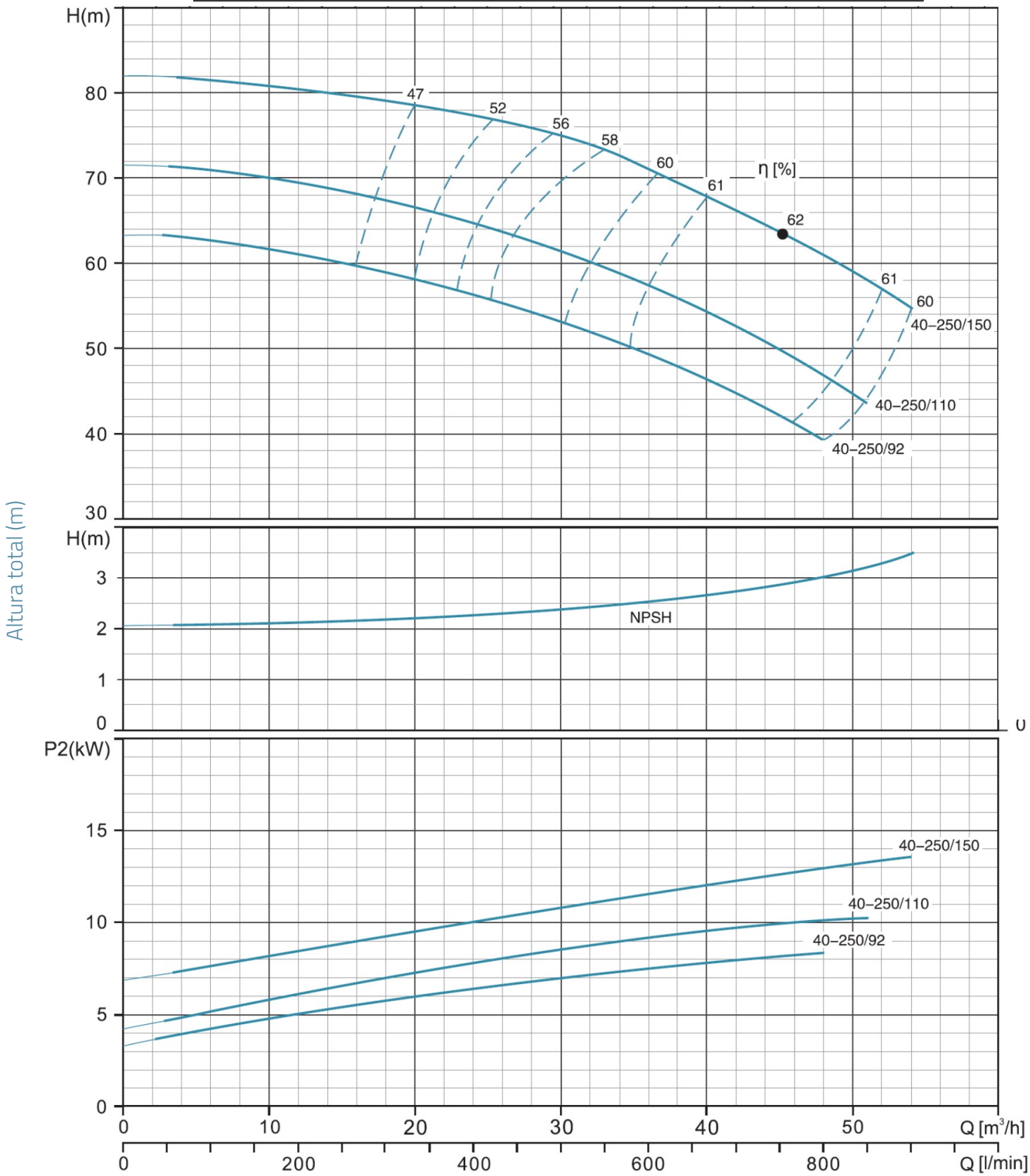
XST m 40 -250 / 92

- potencia (1/10 kW)
- Ø de turbina (mm)
- Ø de salida (mm)
- motor monofásico
- bomba centrífuga estándar

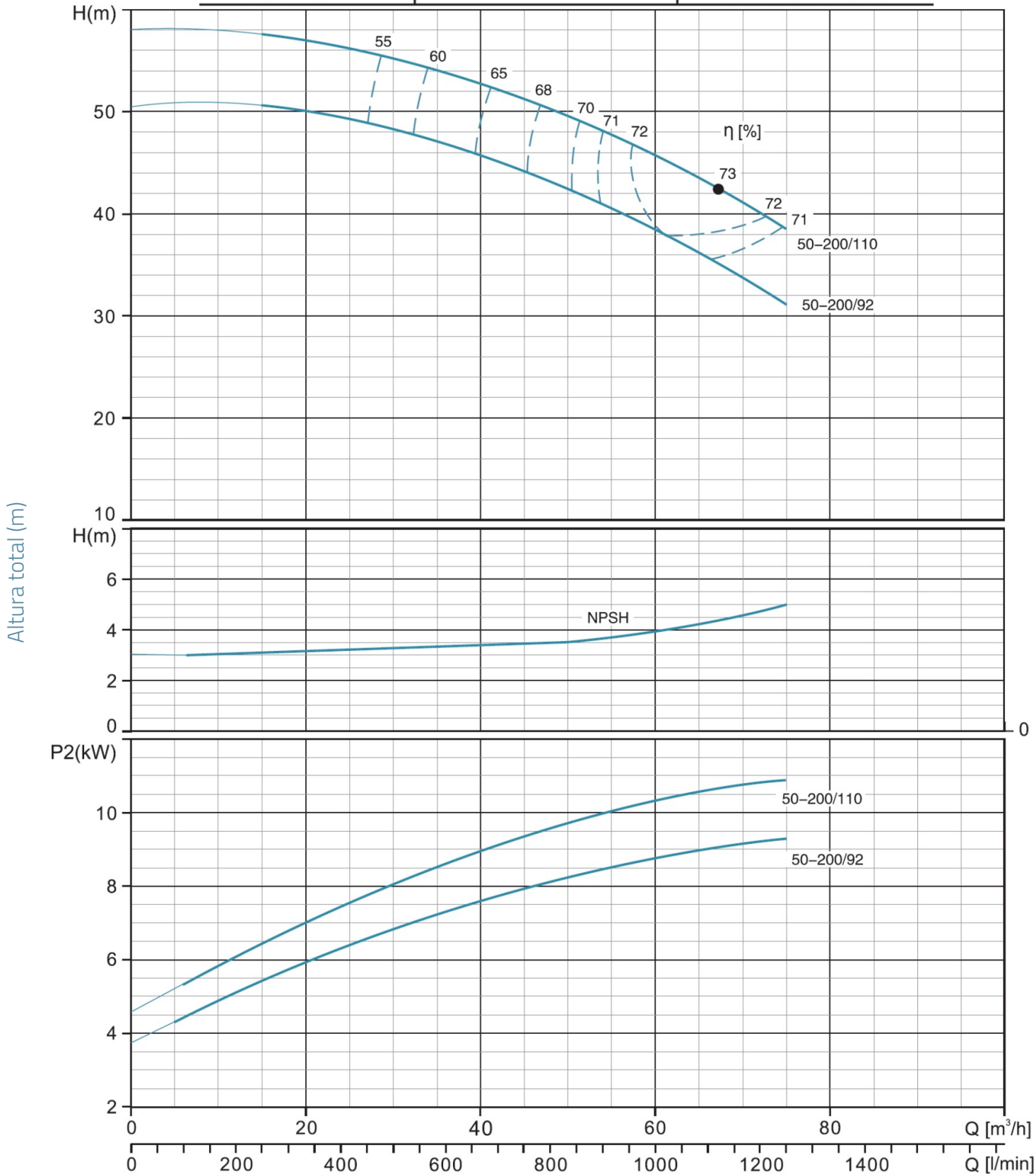
Datos técnicos

MODEL	kW	Q (m³/h)		0		6		9		15		18		24		27		36		42		48		54		72		84		90		108		120		138		180		210				
		Q (l/min)	0	100	150	250	300	400	450	600	700	800	900	1200	1400	1500	1800	2000	2300	3000	3500																							
XST40-250/92 - 400v	9.2	64				59	65.5	55	49.5	45	39.8																																	
XST40-250/92	9.2	64				59	56.5	55	49.5	45	39.8																																	
XST40-250/110	11	72				67.5	65	63.5	57.5	52.2	47																																	
XST40-250/150	15	82				79	77.3	76.5	71	66	60.5																																	
XST50-200/92	9.2	50.5										46.8	45	43	40.9	32.5																												
XST50-200/110	11	57.5										53.5	52	50	47.5	40																												
XST50-250/150	15	68.5										64	63	61.5	59	50	41																											
XST50-250/185	18.5	77										73.2	72	70	68	60.5	51.5																											
XST50-250/220	22	86.3										83	81.5	80	78	70	61																											
XST65-160/92	9.2	33																31.5	30	28	27.1	24	21.5																					
XST65-160/110	11	36																34.5	33	31.5	30.8	28	25.5																					
XST65-160/150	15	42																41	40	38.5	37.8	35	33																					
XST65-200/150	15	45.5																46	43.5	41	39.2	33																						
XST65-200/185	18.5	53																53.5	51.2	48.3	47	41.5																						
XST65-200/220	22	59																59.5	57.2	54	53	47	43.5																					
XST65-200K/185	18.5	41.2																42	41.2	40.6	38.2	36.5	34																					
XST65-200K/220	22	48																		48	47.5	46	44	41																				
XST65-200K/300	30	59.5																61.4	60	59	58.5	58	56.2	54																				
XST65-250/220	22	62																61.5	58.2	56.5	54	49	45																					
XST65-250/300	30	76																75	73	70	69	64	61	54																				
XST65-250/370	37	90																88	86	84	82	78	74	68																				
XST80-160/110	11	27																							27.3	26	24.5	22.5	16															
XST80-160/150	15	32.8																							32.5	31.3	30.2	28	22.1	16.7														
XST80-160/185	18.5	39																							38	36.8	35.7	33.8	28.8	23.5														
XST80-200/220	22	48																							47.5	46	43.5	41	32.5															
XST80-200/300	30	60																							59.5	58	57	54.5	47															
XST80-250/370	37	71.5																							70.5	67.5	65.5	61.5	49.5	38														
XST80-250/450	45	82																							80.5	78.5	76.5	72	62	51														
XST80-250/550	55	95																							93.5	91.2	89.8	86.8	77.6	68.3														

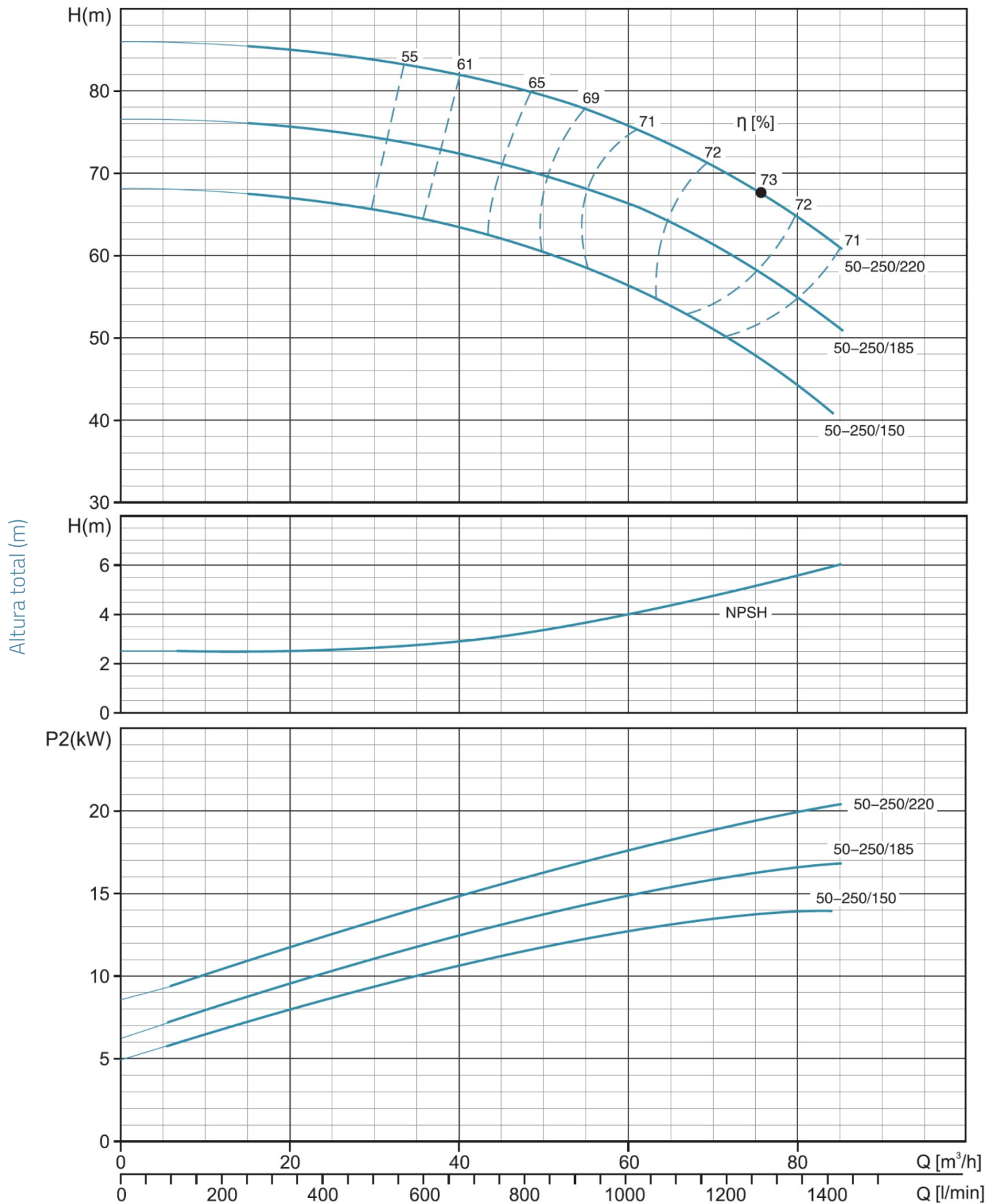
XST40-250 ~2900rpm ISO 9906 Annex A



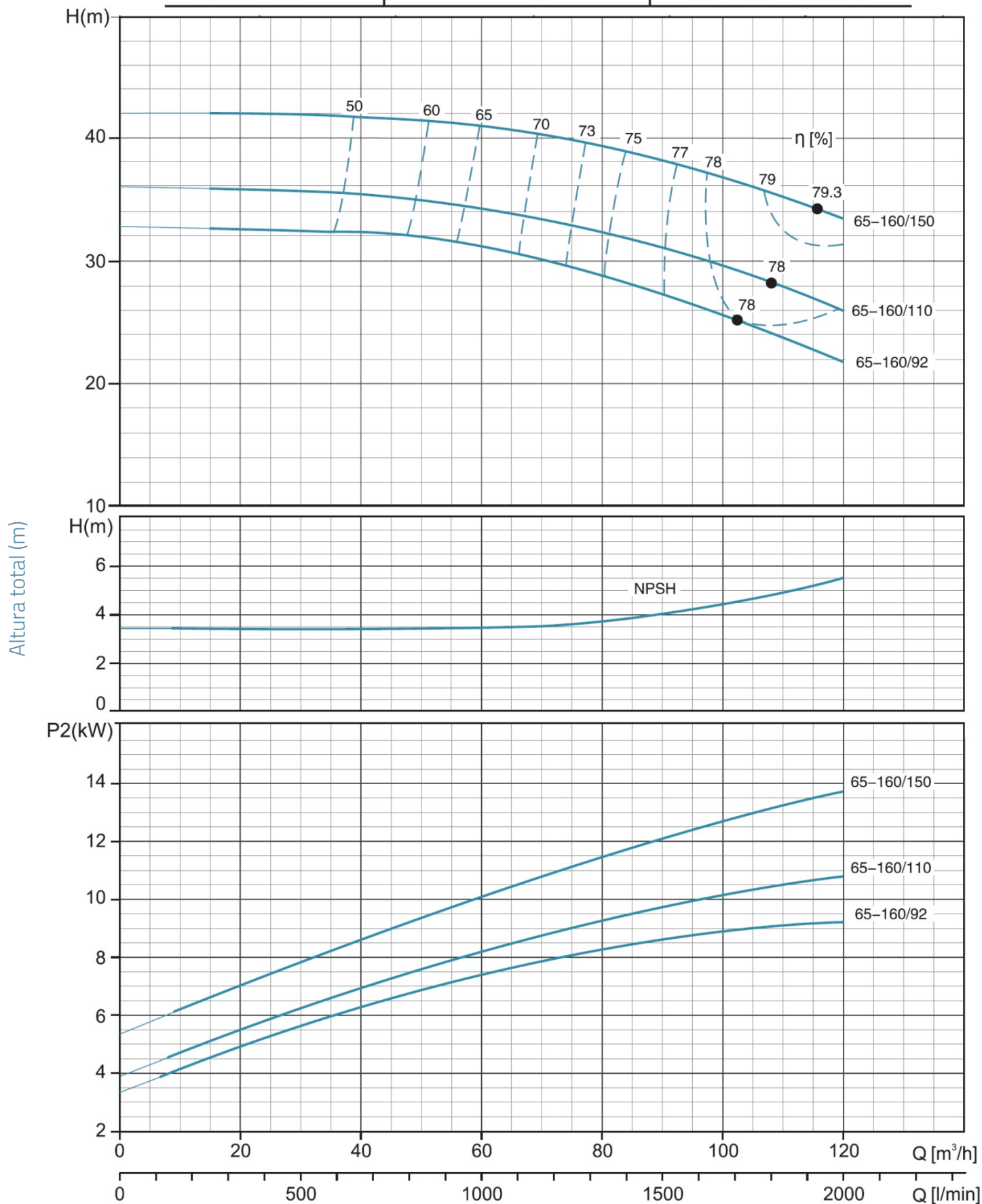
XST50-200	~2900rpm	ISO 9906 Annex A
------------------	-----------------	-------------------------

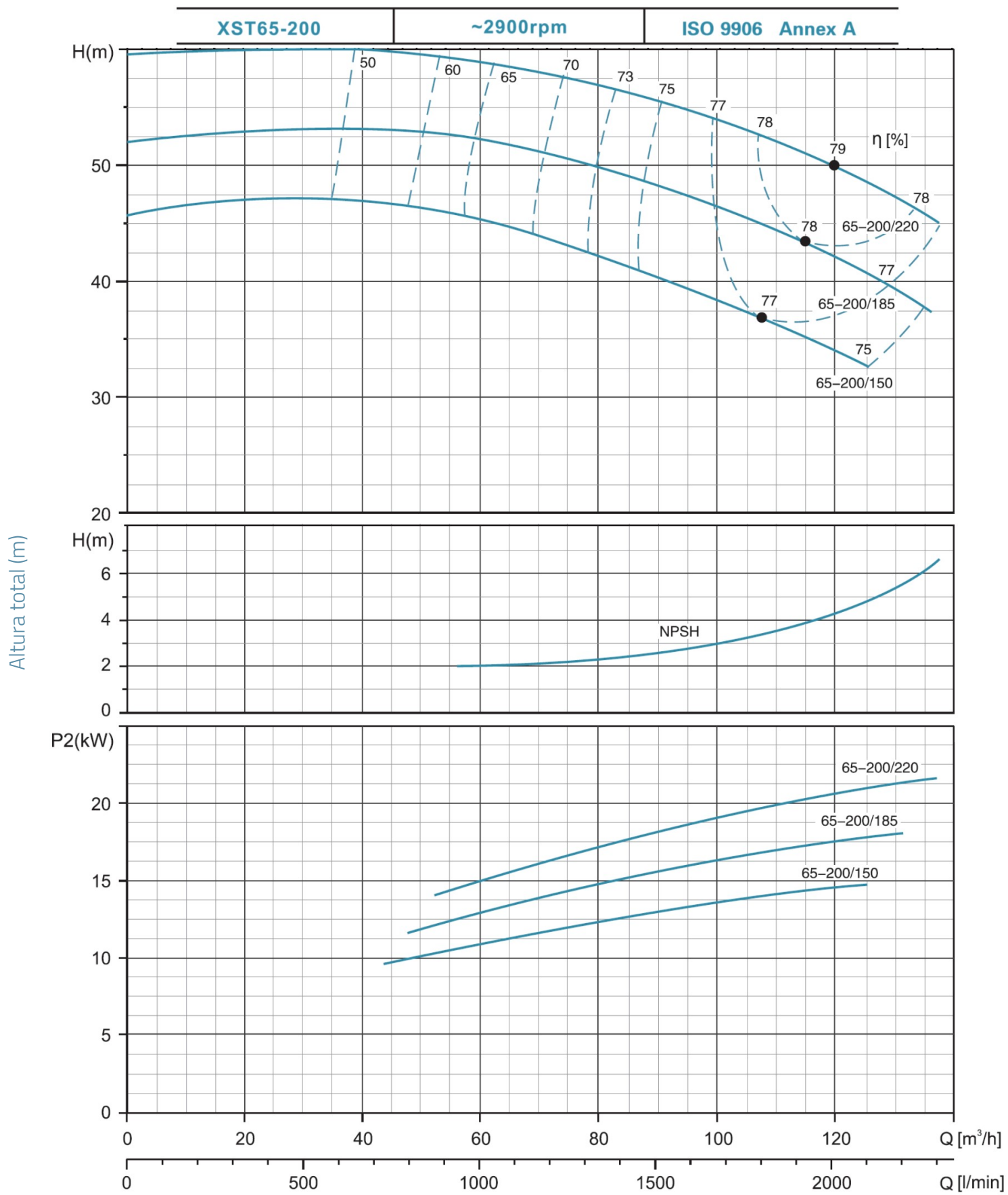


XST50-250	~2900rpm	ISO 9906 Annex A
------------------	-----------------	-------------------------

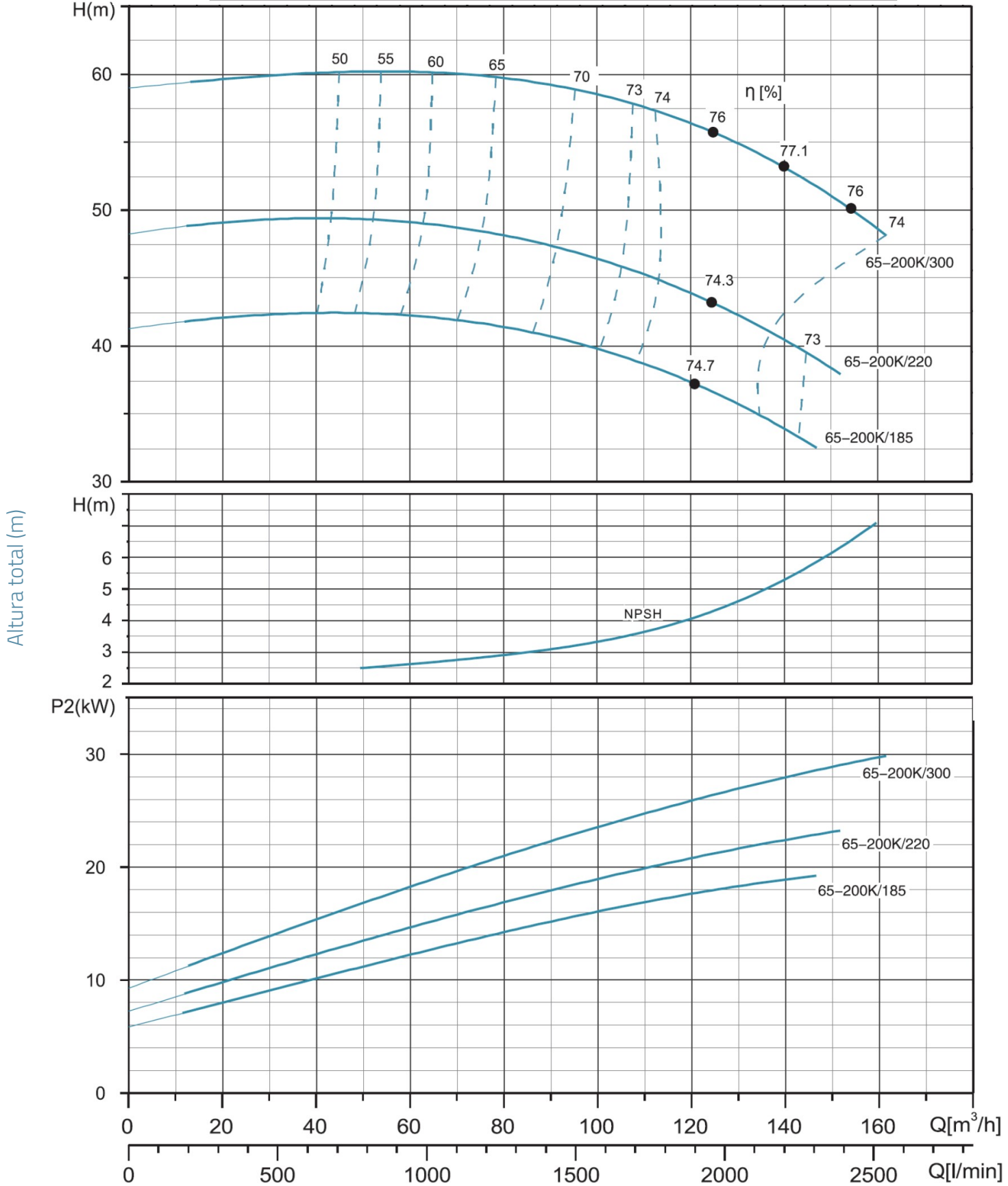


XST65-160 **~2900rpm** **ISO 9906 Annex A**

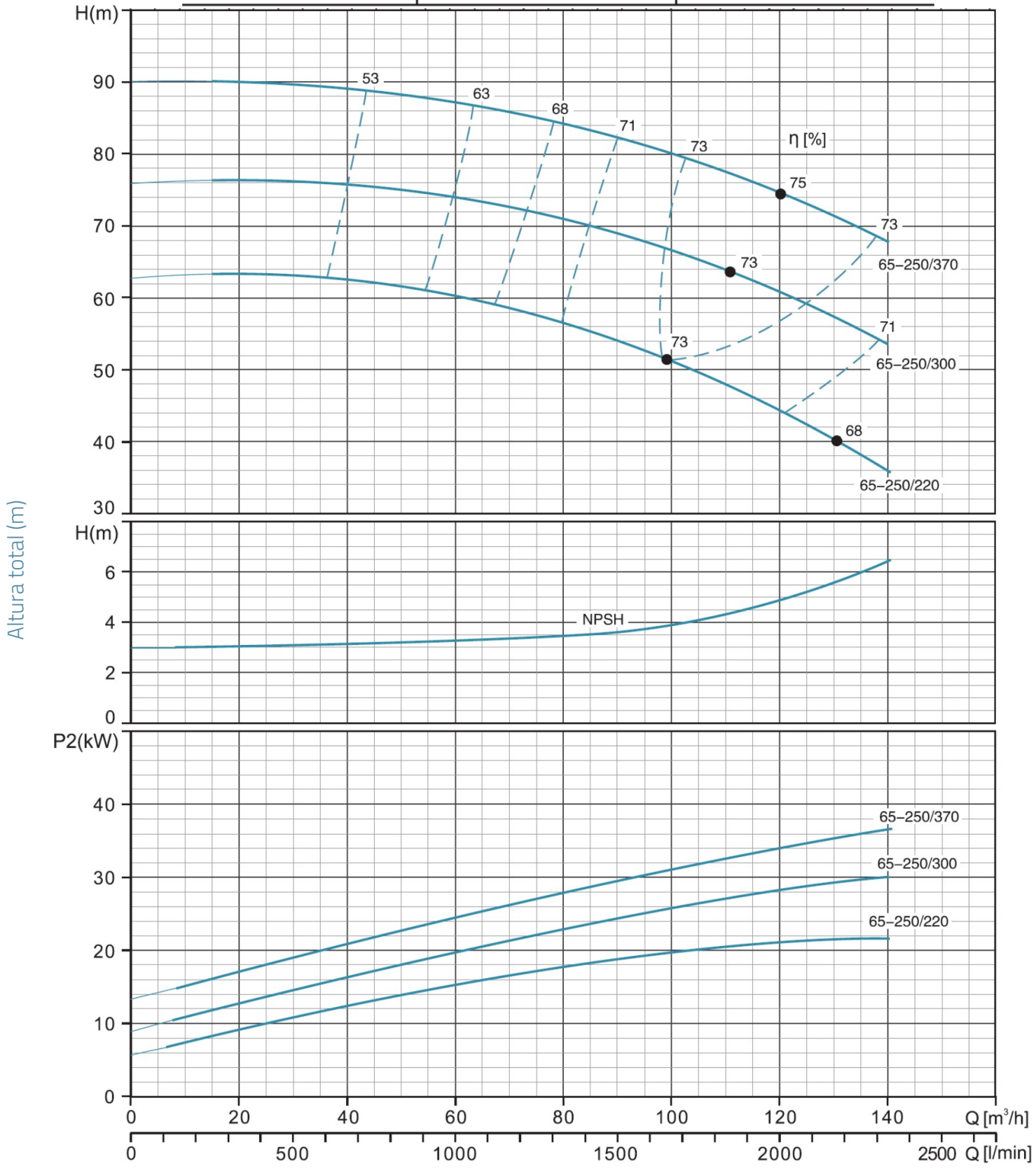




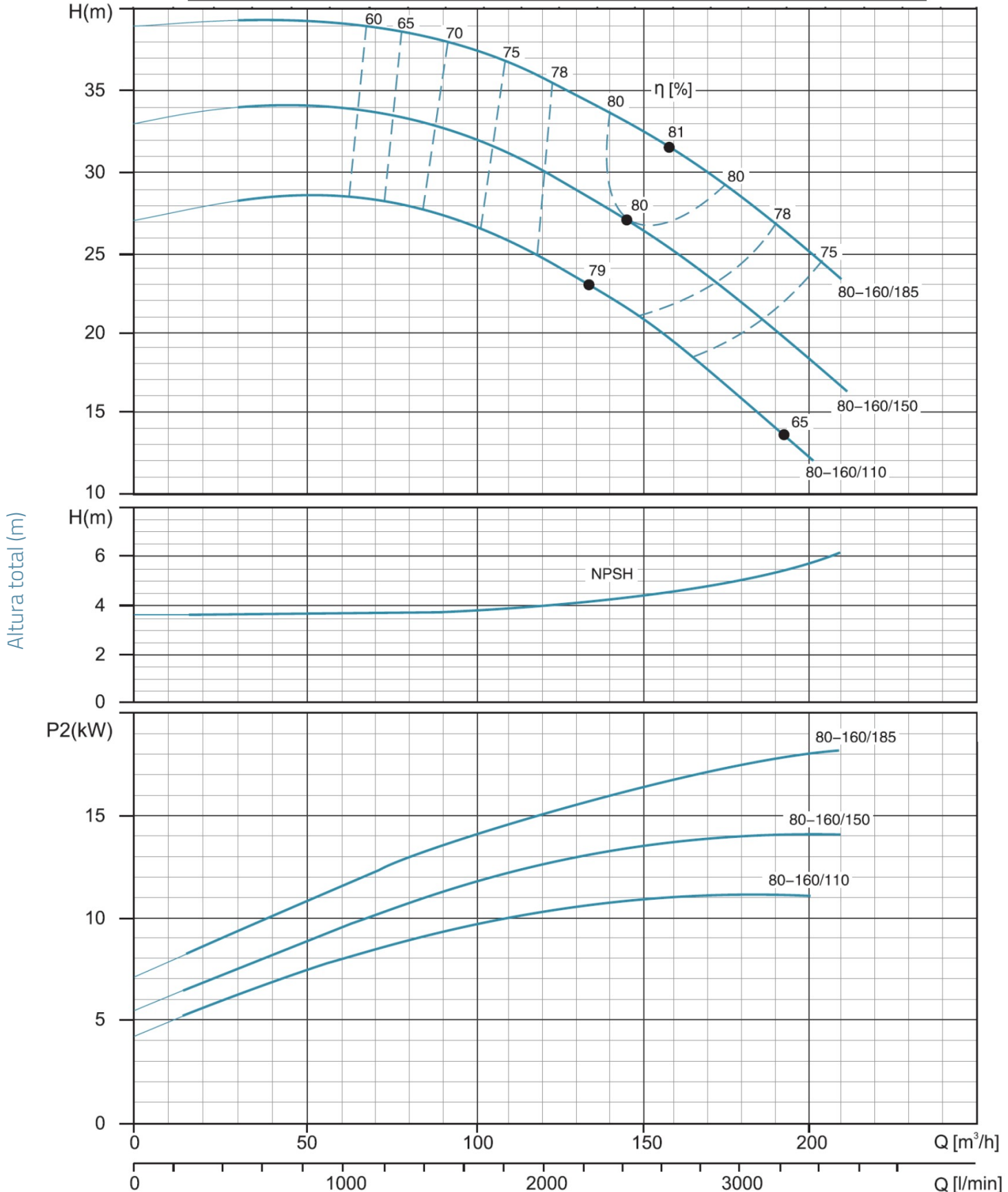
XST65-200K
 ~2900rpm
 ISO 9906 Annex A



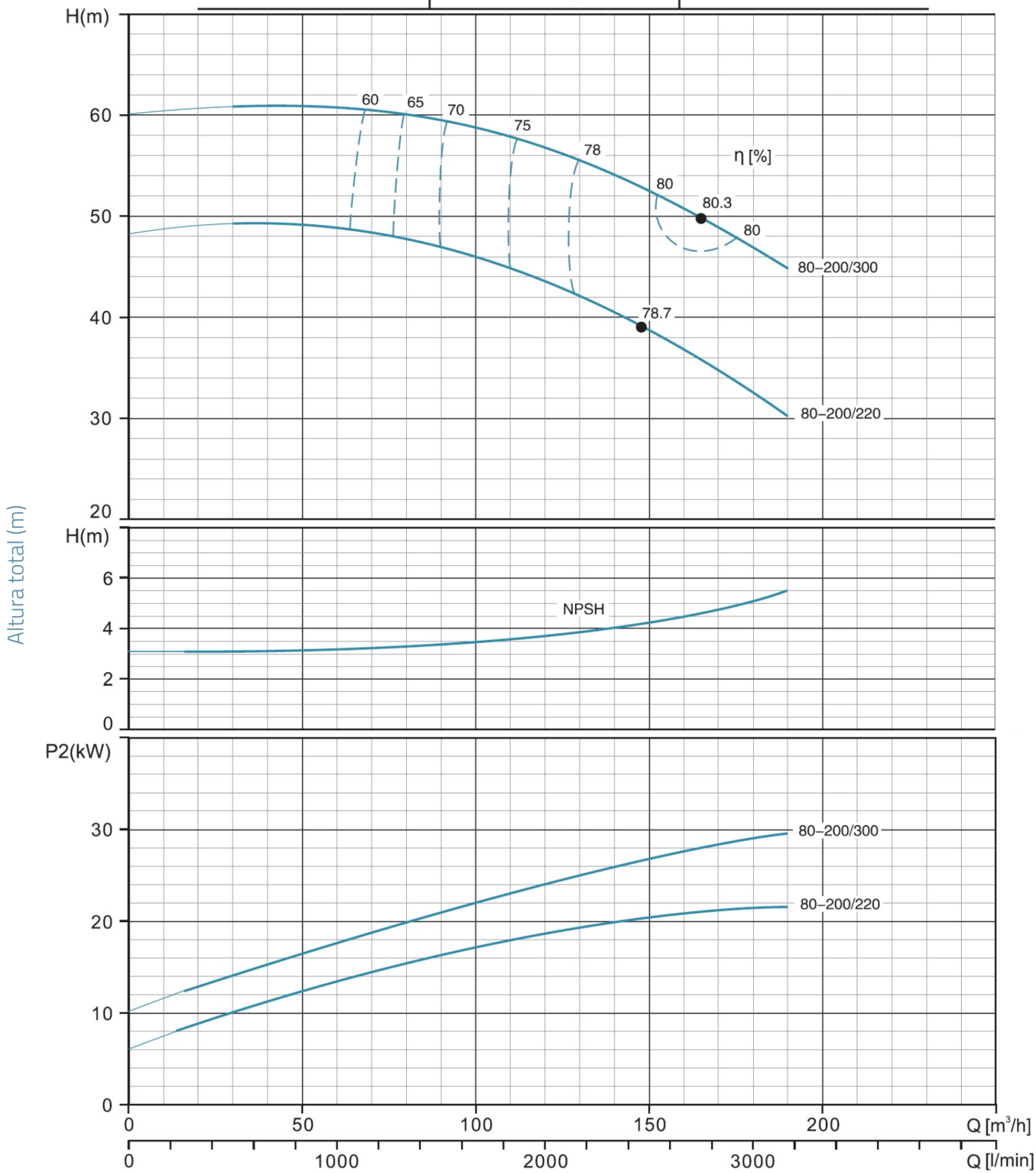
XST65-250 ~2900rpm ISO 9906 Annex A



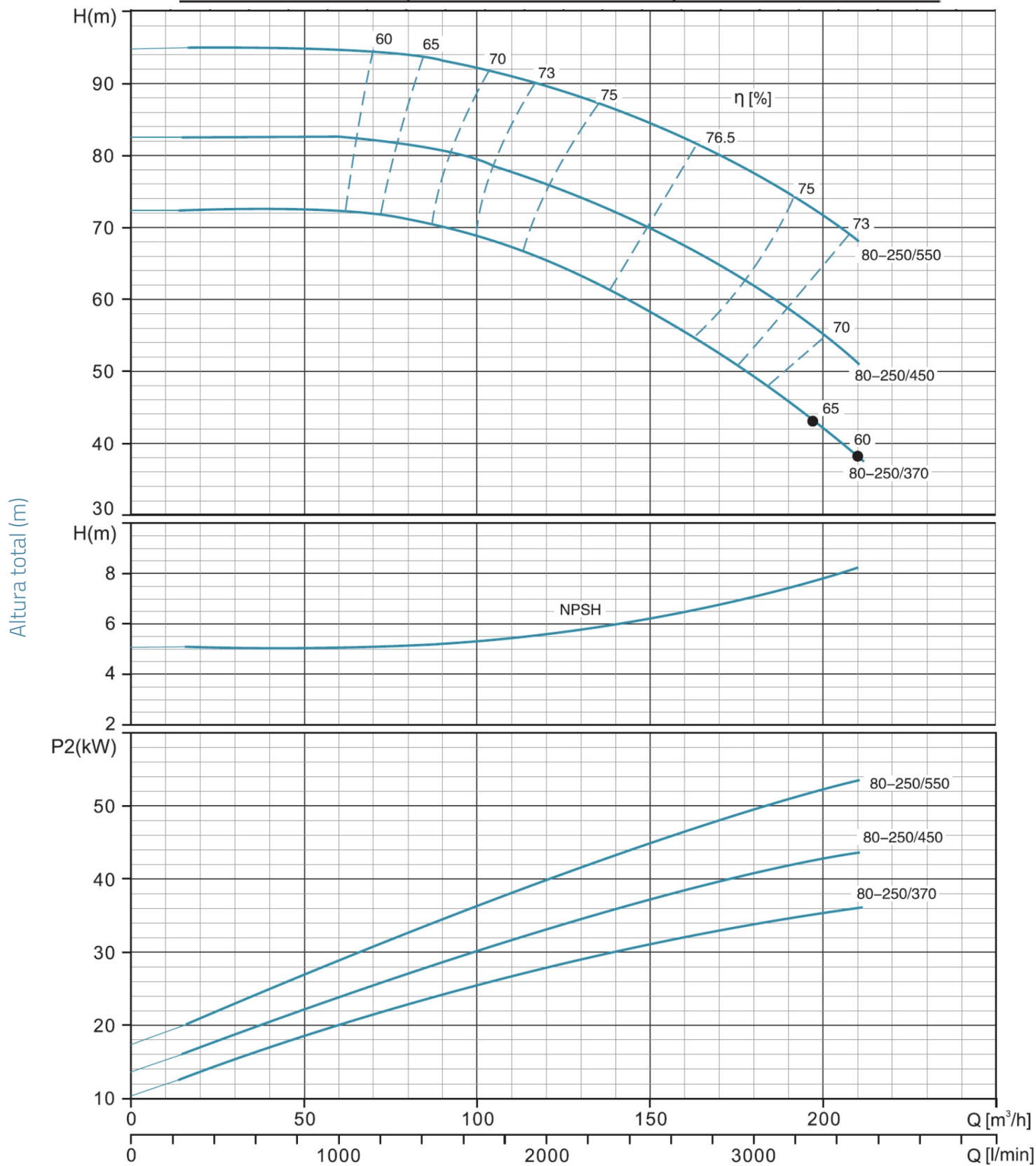
XST80-160	~2900rpm	ISO 9906 Annex A
------------------	-----------------	-------------------------



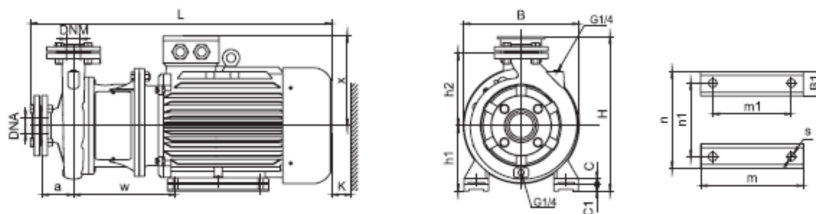
XST80-200
~2900rpm
ISO 9906 Annex A



XST80-250 ~2900rpm ISO 9906 Annex A



Dimensiones



MODEL	DNM	DNA	a	w	x	h2	B1	C	C1	h1	m	m1	n	n1	s	B	H	L	K
XST40-250/92 - 400v	40	65	100	310	260	225	65	20	20	180	260	210	320	254	14.5	350	440	845	110
XST40-250/92	40	65	100	310	260	225	65	20	20	180	260	210	320	254	14.5	350	440	845	110
XST40-250/110	40	65	100	310	260	225	65	20	20	180	260	210	320	254	14.5	350	440	845	110
XST40-250/150	40	65	100	310	260	225	65	20	20	180	260	210	320	254	14.5	350	440	845	110
XST50-200/92	50	65	100	310	260	200	65	20		160	260	210	320	254	14.5	350	420	845	120
XST50-200/110	50	65	100	310	260	200	65	20		160	260	210	320	254	14.5	350	420	845	120
XST50-250/150	50	65	100	310	260	225	65	20	20	180	260	210	320	254	14.5	350	440	845	110
XST50-250/185	50	65	100	310	260	225	65	20	20	180	304	254	320	254	14.5	350	440	895	110
XST50-250/220	50	65	100	323	275	225	70	25		180	311	241	355	279	14.5	350	455	925	110
XST65-160/92	65	80	100	310	260	200	65	20		160	260	210	320	254	14.5	350	420	845	125
XST65-160/110	65	80	100	310	260	200	65	20		160	260	210	320	254	14.5	350	420	845	125
XST65-160/150	65	80	100	310	260	200	65	20		160	260	210	320	254	14.5	350	420	845	125
XST65-200/150	65	80	100	310	260	225	65	20	20	180	260	210	320	254	14.5	350	440	845	125
XST65-200/185	65	80	100	310	260	225	65	20	20	180	304	254	320	254	14.5	350	440	895	125
XST65-200/220	65	80	100	323	275	225	70	22		180	311	241	355	279	14.5	355	455	925	125
XST65-200K/185	65	80	100	337	260	225	65	20	20	180	304	254	320	254	14.5	355	440	920	125
XST65-200K/220	65	80	100	350	275	233	70	22		180	311	241	355	279	14.5	355	455	950	125
XST65-200K/300	65	80	100	362	305	225	70	25		180	369	305	395	318	18.5	355	505	1020	125
XST65-250/220	65	80	100	353	275	250	70	22		180	311	241	355	279	14.5	355	455	956	125
XST65-250/300	65	80	100	365	305	250	70	25		200	369	305	395	318	18.5	400	505	1026	125
XST65-250/370	65	80	100	365	305	250	70	25		200	369	305	395	318	18.5	400	505	1026	125
XST80-160/110	80	100	125	315	260	225	65	20		160	260	210	320	254	14.5	350	420	870	130
XST80-160/150	80	100	125	315	260	225	65	20		160	260	210	320	254	14.5	350	420	870	130
XST80-160/185	80	100	125	315	260	225	65	20		160	304	254	320	254	14.5	350	420	926	130
XST80-200/220	80	100	125	352	275	250	70	22		180	311	241	355	279	14.5	355	461	978	130
XST80-200/300	80	100	125	365	305	250	70	25		200	369	305	395	318	18.5	400	505	1050	130
XST80-250/370	80	100	125	365	305	280	70	25		200	369	305	395	318	18.5	400	508	1050	130
XST80-250/450	80	100	125	381	330	280	75	28		225	404	311	435	356	18.5	450	555	1098	120
XST80-250/550	80	100	125	433	365	280	80	30	30	280	450	349	490	406	24	550	646	1192	120

Vista en despiece ordenado

No.	Type	Materiales
1	contra brida	hierro fundido HT200
2	cuerpo de la bomba	hierro fundido HT200
3	Junta tórica	caucho de nitrilo (NBR)
4	turbina	acero inoxidable AISI 304 / hierro fundido HT200
5	sello mecánico	carburo de silicio / grafito
6	carcasa de protección de acoplamiento	acero inoxidable austenítico
7	parte inferior de la bomba	hierro fundido HT200
8	manga de acoplamiento	acero inoxidable austenítico
9	motor	

